Fish I.D.

aquaSketch
Waterproof Paper and Pencils

www.aquasketch.com 1-800-282-1608

aquaSketch Vellum Care and Maintenance
After diving, always remove the vellum from the Mirror and rinse in fresh water. Avoid prolonged exposure to direct sunlight.

End of Sheet

Note: Fill in contact info BEFORE your dive

Emergency Contact Information

Name _____

In case of emergency contact _____

Address _____

e-mail _____

Phone _____ **Dive Insurance #** _____

DAN Emergency Phone Number: 1-919-684-9111

DIVE LOG

Dive# _____ Date _____ Location _____

Time in: _____ Time out: _____ Max. Depth: _____

Bottom Time: _____ EANx type: _____

Fresh / Salt Visibility: _____

Total hrs. to date _____ Total hrs. this dive _____

Weight _____ Gear _____

Tank Pressure Start: _____ Finish: _____

Temperature: _____ Conditions: _____

Air: _____ Surf: _____ m/ft

Surface: _____ Surge: _____ m/ft

Dive Companion(s): _____

Note Area _____

I.D. KEYS: Size - Colors - Markings - Body Shape
Fins Arrangement - Behavior - Habitat - Depth
Abundance Code: S - single, O - occasional, C - common, A - abundant

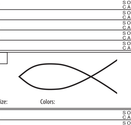

Size: Colors:

1. B O C A
2. B O C A
3. B O C A
4. B O C A
5. B O C A
6. B O C A

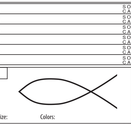

Size: Colors:

1. B O C A
2. B O C A
3. B O C A
4. B O C A
5. B O C A
6. B O C A

Size: Colors:

1. B O C A
2. B O C A
3. B O C A
4. B O C A
5. B O C A
6. B O C A

Note Area _____

Slate Area

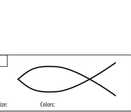

Size: Colors:

1. B O C A
2. B O C A
3. B O C A
4. B O C A
5. B O C A
6. B O C A

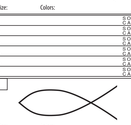

Size: Colors:

1. B O C A
2. B O C A
3. B O C A
4. B O C A
5. B O C A
6. B O C A

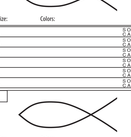

Size: Colors:

1. B O C A
2. B O C A
3. B O C A
4. B O C A
5. B O C A
6. B O C A

Note Area _____

Slate Area

Size: Colors:

1. B O C A
2. B O C A
3. B O C A
4. B O C A
5. B O C A
6. B O C A

Size: Colors:

1. B O C A
2. B O C A
3. B O C A
4. B O C A
5. B O C A
6. B O C A

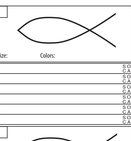

Size: Colors:

1. B O C A
2. B O C A
3. B O C A
4. B O C A
5. B O C A
6. B O C A

Note Area _____

Slate Area

End of Dive Note area:

Time out: _____ Remaining PSA: _____

Notes: _____

End of Sheet

aquaSketch Vellum Care and Maintenance
After diving, always remove the vellum from the Mirror and rinse in fresh water. Avoid prolonged exposure to direct sunlight.

aquaSketch
Waterproof Paper and Pencils

www.aquasketch.com 1-800-282-1608

AquaSketch welcomes any suggestions that can help us to improve our product and enhance your diving experience.

Fish I.D.

©2011 aquaSketch Inc.